

# YOKOHAMA

MOTORSPORT TYRES 2023



**ADVAN**



# RACING TYRES



RADIAL

**ADVAN**  
*A005*

**ADVAN**  
*A006*



**A006F/A006Y**

**A006N**

**A006G/A006C**

**for GT CARS**

INCH	SIZE	COMPOUND			OVERALL DIAMETER (mm)	TREAD WIDTH (mm)	SECTION WIDTH (mm)	RECOMMENDED RIM WIDTH
		A40	A60	A80				
19	330/710R19	N2894			708	339	350	13
	310/690R19	N3129			687	271	298	11
	300/690R19	N3143			687	268	293	10.5
	260/660R19	N3004			660	228	250	9
	240/660R19	N3130			655	214	230	8
18	330/710R18	N2888	N2889	N2890	708	338	355	13
	280/710R18	N3114 N3142			709	261	301	11
	300/680R18	N2855	N2856	N2857	682	308	332	12
	280/680R18	N2270	N3113	N2595	682	284	299	11
	320/650R18	N3139			654	325	341	13
	300/650R18	N2844	N2845	N2846	650	305	330	12
	280/650R18	N3141	N3066	N3063	649	287	303	11
	250/650R18	N2472	N2596	N2372	650	269	273	10
	250/640R18	N3140			640	253	270	9.5
	240/640R18	N2506	N2708		640	239	244	9

INCH	SIZE	COMPOUND	OVERALL DIAMETER (mm)	TREAD WIDTH (mm)	SECTION WIDTH (mm)	RECOMMENDED RIM WIDTH
		W60				
19	330/710R19	N2793	709	333	345	13
	310/690R19	N2939	689	271	299	11
	300/690R19	N2908	689	268	291	10.5
	260/660R19	N2937	662	228	249	9
	240/660R19	N2907	657	214	229	8
18	320/710R18	N2924	709	333	353	13
	280/710R18	N2807	709	281	304	11
	300/680R18	N2791	683	308	331	12
	280/680R18	N2784	684	277	303	11
	300/650R18	N2790	653	312	328	12
	280/650R18	N2923	651	278	301	11
	250/650R18	N2320	653	250	270	10
	250/640R18	N2704	644	253	264	9.5
240/640R18	N2502	644	220	243	9	

**for TOURING CARS**

INCH	SIZE	COMPOUND			OVERALL DIAMETER (mm)	TREAD WIDTH (mm)	SECTION WIDTH (mm)	RECOMMENDED RIM WIDTH
		S	M	H				
18	260/670R18	N2698 N2570			672	265	269	9.5
	250/660R18	N2401 N2915			657	265	265	9.5
	230/650R18	N2391 N2090			650	229	247	9
17	260/640R17	N2392 N2393			640	253	275	10
	240/640R17	N2394 N2395			640	233	253	9
	240/610R17	N3003	N2756		609	235	248	9
	230/610R17	N2912	N2794	N2795	607	231	240	9
	210/610R17	N2203	N2614	N2202	608	222	224	8
16	210/580R16	N2465			580	216	227	8
	190/580R16	N2454	N2455		581	196	203	7
15	190/580R15	N3282 N3283			576	206	216	7
	190/560R15	N2379	N2466		561	196	208	7
14	180/530R14	N2380 N1608			535	180	191	6.5

INCH	SIZE	COMPOUND	OVERALL DIAMETER (mm)	TREAD WIDTH (mm)	SECTION WIDTH (mm)	RECOMMENDED RIM WIDTH
		H				
18	250/660R18	N2403	654	246	259	9.5
	230/650R18	N2082	650	235	247	9
17	260/640R17	N2397	639	253	273	10
	240/640R17	N2398	640	229	249	9
	240/610R17	N2757	607	232	247	9
	230/610R17	N2337	607	236	244	9
16	210/610R17	N2610	612	212	222	8
	190/580R16	N2456	578	194	206	7
15	190/580R15	N2148	578	194	210	7
	190/560R15	N2457	560	199	209	7



Robin Shute, 2022 Pikes Peak overall champion. Photo by Larry Chen





**for FORMULA CARS**

ADVAN A005/SLICK		DESIGN	COMPOUND		OVERALL DIAMETER (mm)	TREAD WIDTH (mm)	SECTION WIDTH (mm)	RECOMMENDED RIM WIDTH
INCH	SIZE		SS	RAIN				
13	240/45VR13	N3006			577	260	278	10
	200/50VR13	N3005			556	210	244	9
	180/50VR13	N3048			556	180	224	8

ADVAN A006/RAIN		DESIGN	COMPOUND		OVERALL DIAMETER (mm)	TREAD WIDTH (mm)	SECTION WIDTH (mm)	RECOMMENDED RIM WIDTH
INCH	SIZE		S					
13	240/45VR13	A006C	N3127		579	260	276	10
	200/50VR13	A006C	N3126		557	210	244	9
	180/50VR13	A006C	N2132		557	200	221	8

**for HISTORIC CAR**

ADVAN A005/SLICK		DESIGN	COMPOUND		OVERALL DIAMETER (mm)	TREAD WIDTH (mm)	SECTION WIDTH (mm)	RECOMMENDED RIM WIDTH
INCH	SIZE		RAIN					
13	160/520R13	A005	N2669	*N2701	523	160	186	6

\* ADVAN A005 for hand-cut groove. The RAIN compound is only for RAIN conditions. Please do not use it under SLICK conditions. Please be sure to hand-cut the groove before use.

**ADVAN A054**



**for HILL CLIMB**

ADVAN A005/SLICK		DESIGN	COMPOUND		OVERALL DIAMETER (mm)	TREAD WIDTH (mm)	SECTION WIDTH (mm)	RECOMMENDED RIM WIDTH
INCH	SIZE		SS					
14	190/530R14	A005	N2673		529	185	196	7

**for RALLY-CROSS**

ADVAN A054		DESIGN	COMPOUND		OVERALL DIAMETER (mm)	TREAD WIDTH (mm)	SECTION WIDTH (mm)	RECOMMENDED RIM WIDTH
INCH	SIZE		M					
17	230/640R17	A054	N3034		646	232	237	8

**A brief History of Motorsport: Winning in Red and Black**



YOKOHAMA has been active in Motorsports for over half a century. Right from the beginning, we adopted a simple yet stunning black and red combination as our team colours. The combination represents our passion (red) and the asphalt (black) of the race track. The colouring became known as the "Red in Black ADVAN Colour". Going forward, Motorsports will remain one of our core corporate activities, as we see the race track as an important venue for technological development as well as the ideal place to display the YOKOHAMA fighting spirit. YOKOHAMA is truly a household name within Motorsports and its range of ADVAN Tyres can provide the Control Tyre for World Championships and International top level Motorsport competitions.

**YOKOHAMA, AS ONE OF THE LEADING TYRE MANUFACTURERS IN THE WORLD, IS AND HAS BEEN INVOLVED AT THE VERY TOP LEVEL OF PROFESSIONAL MOTORSPORTS AS OFFICIAL TYRE SUPPLIER FOR A WIDE RANGE OF CHAMPIONSHIPS AROUND THE WORLD.**

# RALLY TYRES

## ADVAN A053




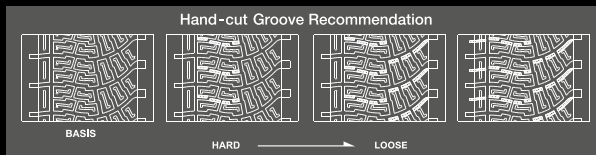
INCH	SIZE	COMPOUND						OVERALL DIAMETER (mm)	TREAD WIDTH (mm)	SECTION WIDTH (mm)	RECOMMENDED RIM WIDTH
		P30		P50		P70					
		LEFT	RIGHT	LEFT	RIGHT	LEFT	RIGHT				

15	180/650R15	N3125	N3124	N3123	N3122	N3121	N3120	648	180	224	7
----	------------	-------	-------	-------	-------	-------	-------	-----	-----	-----	---

INCH	SIZE	COMPOUND						OVERALL DIAMETER (mm)	TREAD WIDTH (mm)	SECTION WIDTH (mm)	RECOMMENDED RIM WIDTH
		A30		A50		A70					
		LEFT	RIGHT	LEFT	RIGHT	LEFT	RIGHT				

15	180/650R15	N3027	N3028	N3029	N3030	N3031	N3032	648	180	224	7
	170/650R15 *	N3021	N3022	N3023	N3024	N3025	N3026	644	172	224	7
	160/640R15	N3194	N3195	N3196	N3197	N3198	N3199	642	157	202	6
	150/625R15	N3017	N3018	N3019	N3020			625	150	198	6

LEFT = A053L, RIGHT = A053R \* = Gravel Rally for S2000




## ADVAN A035



INCH	SERIES (%)	SIZE	COMPOUND			OVERALL DIAMETER (mm)	TREAD WIDTH (mm)	SECTION WIDTH (mm)	RECOMMENDED RIM WIDTH
			A30	A50	A70				

15	60	185/60R15 84Q	N2434	N2433		600	150	190	5.5
14	65	175/65R14 82Q	N1996	N1997		596	147	182	5
		185/65R14 86Q	N1993	N1994	* N1995	600	150	194	5.5
13	65	165/65R13 77Q	N2010	N2011		551	138	172	5
	70	185/70R13 86Q	N2105	N2068		600	150	196	5.5

\* : NO BAR-CODE



### A053/A035 COMPOUND MAP

Road Temperature (C°)	SS Distance					
	~10 km	~20 km	~30 km	~40 km	~50 km	50 km~
60	A70	A70	A70	A70	A70	A70
50	A70	A70	A70	A70	A70	A70
40	A50	A50	A70	A70	A70	A70
30	A30	A50	A50	A70	A70	A70
20	A30	A30	A50	A50	A50	A70
10	A30	A30	A30	A30	A50	A50

## ADVAN A036

## ADVAN A031



INCH	SERIES (%)	SIZE	OVERALL DIAMETER (mm)	TREAD WIDTH (mm)	SECTION WIDTH (mm)	RECOMMENDED RIM WIDTH
------	------------	------	-----------------------	------------------	--------------------	-----------------------

15	60	185/60R15 84Q	N2446	◇	601	187	206	6.5
	65	205/65R15 94Q	N2447	◇	648	206	224	7
		205/65R15 94Q	N2370	□ *	659	132	195	6

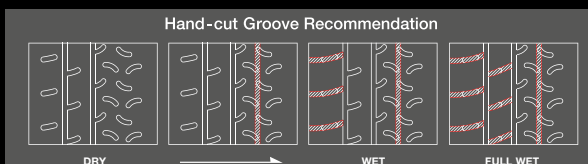
\* : NO BAR-CODE ◇ : ADVAN A036 □ : ADVAN A031

## ADVAN A051T



INCH	SIZE	COMPOUND			OVERALL DIAMETER (mm)	TREAD WIDTH (mm)	SECTION WIDTH (mm)	RECOMMENDED RIM WIDTH
		SS	S	M				

18	210/650R18	N2934	N2935	N2936	648	208	224	8
17	210/625R17	N3035	N3036	N3037	624	209	221	8
	190/625R17	N2974	N2975	N2976	625	185	200	7
16	190/600R16	N2955	N2956	N2957	600	185	198	6.5
15	190/580R15	N3038	N3039	N3040	581	186	196	6.5



### A051T COMPOUND MAP

Road Temperature (C°)	SS Distance					
	~10 km	~20 km	~30 km	~40 km	~50 km	50 km~
60	H	H	H	H	H	H
50	M	M	H	H	H	H
40	S	M	M	M	M	H
30	S	S	S	M	M	M
20	S	S	S	S	M	M
10	SS	S	S	S	S	S
0	SS	SS	S	S	S	S
-10	SS	SS	SS	S	S	S

# SPORT TYRES FOR TRACK USE ONLY

**ADVAN**  
*A048*



**A048**

**ADVAN**  
*A021R*



**A021R**



INCH	SIZE	DESIGN	COMPOUND	OVERALL DIAMETER (mm)	SECTION WIDTH (mm)	SPEC RIM WIDTH	APPROVED RIM CONTOURS	RECOMMENDED RIM WIDTH	REFERENCE SIZE
			M						
15	190/580R15	A048	N2960	574	202	6	5.5~7	6.5	195/50R15
14	180/560R14	A048	N2963	557	197	6	5~6.5	6.5	185/55R14
	170/580R14	A048	N2964	575	189	5.5	5~6.5	6.5	185/60R14
13	190/580R13	A048	N2967	573	210	6	5.5~6.5	6.5	205/60R13
	170/550R13	A048	N2968	550	188	5.5	5~6.5	6	185/60R13
	170/560R13	A021R	N2969	557	182	5.5	5~6.5	6~6.5	185/60R13
	160/540R13	A048	N2970	536	180	5	5~6	6	175/60R13

## YOKOHAMA USER INFORMATION

YOKOHAMA is the name that should come to mind for the racing enthusiasts that want the best tyre to meet their needs. We offer a wide range of tyres for almost every automotive competition. Regardless of your area of interest, we have teams of professionals working year-round in the development, testing and manufacture of new tyre designs that provide the additional edge you need to lead field.

### Tyre Use

YOKOHAMA Motorsports tyres are manufactured solely for competition. Although some of the models can be used on public roads, the tyres are produced with specially designed patterns and compounds, and they are not suitable for public road use. YOKOHAMA recommends using YOKOHAMA Motorsports tyres only for the intended uses for each pattern, and please remember such tyres are made for competition and therefore carry no warranty.

### Tyre Size Designation

Tyre size designation shows normal tread width in mm / overall tyre diameter in mm and nominal rim diameter in inch (e.g.230/610R17). The dimensions of a competition tyre are given as an inflated tyre with unloaded conditions.

### Tyre Care

Keep your tyres away from direct sunlight and locations with high temperature, high moisture, heavy electrical machinery, welders, etc. Tyres should preferably be stored in a cool, dry and dark room with a controlled environment.

### Mounting

Motorsports tyres require special care when being mounted, as the bead must seat perfectly onto the rim without causing any damage. Wheels should be checked for damage or rust before mounting as such items may result in a poor fit that is not airtight. In order to assure that there is no damage to the bead area, you should always have your tyres mounted by a certified dealership that knows how to handle tyres made for competition. You should always use a mounting machine when changing a tyre to prevent unnecessary damage to the tyre or wheels. You should always use a safety cage when inflating tyres. Failure to do so may result in serious injury. Do not inflate a tyre to more than 40 psi (275 kPa).

### Air Pressure

You should never over- or under-inflate a tyre as this may cause severe damage to tyres and /or rims when accelerating, braking or cornering. Never use tyres with under 19 psi (130 kPa). Remember that the proper pressure depends on the type of race, road surface conditions and driver's needs.

For more information please visit our website  
[www.yokohama.eu](http://www.yokohama.eu)

